

**Richland County Board - Education Committee**  
**Richland County, Wisconsin**

March 28, 2023

**NOTICE OF MEETING**

The Education Committee will be meeting in-person and virtually on Thursday March 30, 2023 at 9:00 a.m. at the Richland County Board Room, Richland County Courthouse, 181 W. Seminary Street, Richland Center, Wisconsin, to discuss and/or take action on the following agenda items.

Via WebEx with information available at: <https://administrator.co.richland.wi.us/minutes/education/>

**Agenda**

1. Call to Order
2. Roll Call of Committee Members
3. Proof of Notification
4. Approve Agenda
5. Proposed Campus Plan- Review and take action
6. Closed Session -Agenda Item – Status of the UW Campus – chair may call for a closed session, pursuant to Wis. Stat. 19.85(1)(e) Deliberating or negotiating the purchasing of public properties, the investing of public funds, or conducting other specified public business, whenever competitive or bargaining reasons require a closed session. (Roll call vote if motion is not unanimous.) Enter closed session, if a motion is made and passed. Reconvene in open session pursuant to Wis. Stat. 19.85(2). (Roll call if motion is not unanimous.)
7. Return to Open
8. Utility costs for UW-Richland 2022
9. Report received regarding removal of East Hall from the Agreement with UW-System
10. Removing Extension Offices update
11. Public Comments
12. Correspondence
13. Adjournment

Copies to: Education Committee Members

- Chad Cosgrove    - Bob Frank    - Ingrid Glasbrenner    - Shaun Murphy-Lopez  
- Marc Couey    - Linda Gentes    - Daniel McGuire    - Barbara Voyce

Clinton Langreck, County Administrator  
Richland Observer

Marty Brewer, County Board Chair  
WRCO

Derek Kalish, County Clerk

Terry Sebranek, Campus Foundation President

Greg Zimmerman, Campus Foundation Director

# Revitalize UW-Richland Plan Framework

*Recommended by Supervisors Gentes and Murphy-Lopez to UW System President Rothman (3/17/23) and Richland County Education Committee (date forthcoming)*

## 1. Concept

- a. UW Here!
- b. Get your higher education and increase your income in your backyard
- c. Meeting rural education needs for Southwest Wisconsin for traditional and non-traditional students

## 2. Need

- a. Rural people have a lower rate of higher education than urban people:
  - i. 20% in Richland County, 17% in Crawford County, 24% in Vernon County
  - ii. 32% in Wisconsin
  - iii. 35% in U.S.
- b. Resulting median household incomes are lower:
  - i. \$56K in Richland County, \$55K in Crawford County, \$58K in Vernon County
  - ii. \$67K in Wisconsin
  - iii. \$71K in U.S.
- c. People earn:
  - i. \$1,350/week with bachelor's degree
  - ii. \$950/week with associate's degree
  - iii. \$800/week with high school diploma

## 3. Model

- a. Minimum of 3 in-person degree programs, such as
  - i. General education courses (Associate's Degree)
  - ii. K-12 Education (5 semester Associate's Degree for teaching certificate)
  - iii. Nursing (Bachelor's of Science in Nursing)
  - iv. Rural Environmental Program
    1. Organic/sustainable agriculture
    2. Forestry/conservation
    3. Work programs in local businesses, [Smart Farm](#), [County Forest](#)
- b. Offer dual enrollment for high school students
- c. Offer a menu of UW online degree programming (see chart on page 4) with **onsite** staff and community atmosphere
- d. Offer a reduced tuition rate for all 4 years
- e. Serve as a pilot model for turning around declining enrollment at other 12 UW Colleges, with UW System affiliation (*not affiliated directly with any 4-year institution*)
- f. International student program

- g. Continuing education and intern placement program

#### 4. Funding

- a. Richland County applies for [USDA Rural Development Community Facilities grant](#)
- b. UW System applies for [USDA Rural Development Distance Learning grant](#)
- c. Richland County
- d. Richland County Campus Foundation
- e. Community and alumni fundraising campaign

#### 5. Transition: 2023 – 2024 Academic Year

- a. Utilities and maintenance remain with UW System
- b. Equipment and materials remain at UW-Richland
- c. East Hall management and utilities are taken over by Richland School District; **removed from agreement**
- d. UW Extension moves to Melvill Hall
- e. Melvill Hall, Miller Library, Science Hall, and Wallace Student Center are remodeled by Richland County
- f. UW System upgrades technology and furnishings in Melvill Hall, Miller Library, Science Hall, and Wallace Student Center
- g. Classroom Building reserved for future residence hall, stays in agreement
- h. Gymnasium, outdoor courts, soccer field management is taken over by Richland School District, **stays in agreement**
- i. Tillable acres and woods are taken over by Richland County, **removed from agreement**
- j. Office and classroom space in Wallace Student Center offered to Southwest Technical College

## 6. Staffing Plan

Position	Responsible Party	Phase I (July 2023 – December 2023)	Phase 2 (January 2024 – June 2024)	Phase 3 (July 2024 and beyond)
Dean/program planner	UW	1.0 FTE	1.0 FTE	1.0 FTE
Student services director	UW	1.0 FTE	1.0 FTE	1.0 FTE
Recruiter	UW	0.5 FTE	0.5 FTE	1.0 FTE
Advisor	UW		1.0 FTE	1.0 FTE
International Coordinator	UW		0.5 FTE	0.5 FTE
Librarian	UW			1.0 FTE
Food service	Richland County	1.5 FTE	1.5 FTE	1.5 FTE
Maintenance Manager	UW	0.5 FTE	0.5 FTE	1.0 FTE
Continuing Education Coordinator	UW	0.25 FTE	0.5 FTE	1.0 FTE
Marketing and communications specialist	UW	0.5 FTE	0.5 FTE	1.0 FTE
Technology Support	UW	0.5 FTE	0.5 FTE	1.0 FTE
<b>Total</b>		<b>5.75 FTE</b>	<b>7.5 FTE</b>	<b>11.0 FTE</b>



## UW CAMPUS UTILITY COSTS

In reviewing the Energy Bills for the UW Campus, I am presenting to you what the minimum, average and maximum costs for Utilities and Insurance was for 2022.

Water and Sewer for the most part are metered per building. The Electrical is in building groups.

There is a Protection & Public Benefits fee assessed to each bill that doesn't change regardless of use.

Electric, sewer and water is grouped with the Gym, Melville Hall, Library and Tennis Court. The 2<sup>nd</sup> group for electric and gas is Science Building, Coppertop and Classroom. The sign is on its own meter.

The Library, Classroom, Coppertop, Coppertop Admin and Gym all have their own gas, sewer and water meters.

Melvill has its own gas while sharing electric, sewer and water with other buildings.

The minimum cost for electric, sewer, water and gas is \$3,222.50 per month excluding the sign. Minimum months have general been September or October. Yearly minimum cost is \$38,670.00.

Average cost is \$4,868.82. Yearly average costs are \$58,425.81.

Maximum cost is \$8,034.51. Maximum months are generally February but it has varied to September – December. Yearly maximum is \$96,414.08.

Monthly insurance costs are \$1,458.34 with a yearly total of \$17,500.00.

Should the Coppertop be separated out, the average monthly costs to operate are \$6,795.21.

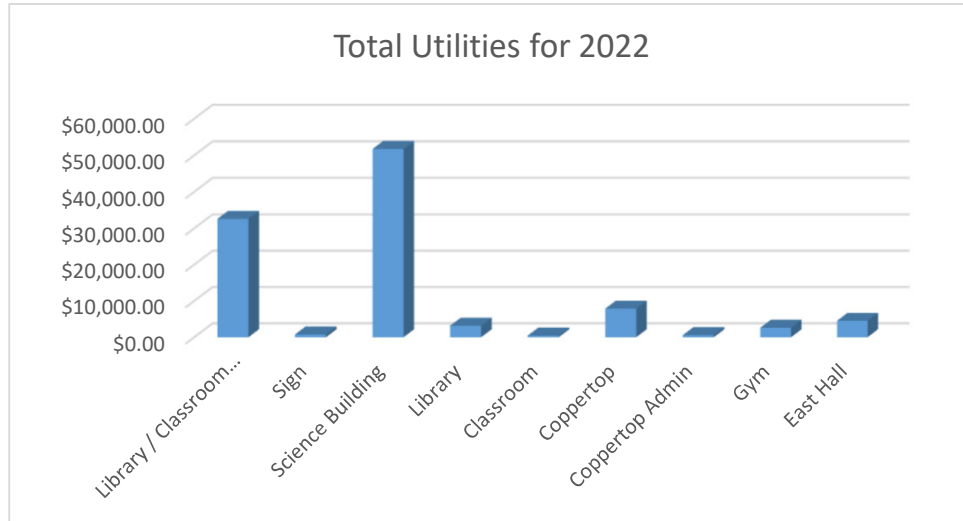
Building	Notes	Month	Electric	Month	Water	Month	Sewer	Month	Gas	Protection & Public Benefits	
Gym Melvill		Average	\$ 2,501.20		\$ 52.22		\$ 102.76			\$ 61.50	
Library		Min	November \$ 2,241.19	February	\$ 44.12	February	\$ 69.20				
Tennis Court		Max	August \$ 3,124.89	October	\$ 127.21	October	\$ 420.23				
Sign		Average	\$ 64.75							\$ 1.20	
		Min	\$ 56.69								
		Max	\$ 56.69								
Science Building (Elec - Coppertop Classroom)		Average	\$ 4,311.14						\$1,193.59	\$ 7.50	
		Min	March \$ 3,197.78			August	\$27.73				
		Max	August \$ 6,529.75			April	\$3,026.52				
Library		Average	SEE OTHER GROUPS		\$ 78.39		\$ 133.12		\$251.74	\$ 54.00	
		Min		March	September	\$ 47.02	September	\$ 79.84	August	\$10.21	
		Max		August	May	\$ 97.50	May	\$ 172.31	February	\$742.52	
Classroom	No billing January - August	Average		\$ 44.26		\$ 69.69		\$450.05			
		Min		October	\$ 44.00	October	\$ 68.75	August	\$25.51		
		Max		September	\$ 44.34	Sept, Nov, Dec	\$ 70.00	February	\$1,232.41		
Coppertop		Average		\$ 150.24		\$ 422.82		\$1,672.99	\$ 84.00		
		Min		October	\$ 117.92	October	\$ 369.06	August	\$51.89		
		Max		April	\$ 164.48	November	\$ 548.48	February	\$4,260.09		
Coppertop Admin	No billing January - August	Average		\$ 51.24		\$ 95.28					
		Min	September	\$ 49.11	September	\$ 87.49					
		Max	December	\$ 53.37	December	\$ 103.10					
Gym		Average	\$ 58.42		\$ 107.34		\$1,532.48	\$ 54.00			
		Min	September	\$ 48.27	June	\$ 81.79	August	\$79.37			
		Max	June	\$ 94.31	July	\$ 137.21	February	\$4,632.03			
Melville		Average					\$594.02				
		Min				August	\$25.74				
		Max				February	\$1,625.94				

average	
<b>COPPERTOP</b>	<b>monthly</b>
Combined Electric bill	\$ 4,311.14
Protection fee	\$ 91.50
Water	\$ 201.48
Sewer	\$ 518.10
Gas	\$ 1,672.99
<b>Total Average</b>	<b>\$ 6,795.21</b>

	No sign electric	2	6	6	6	6 Always cost	Monthly	12 Scenarios	
Average cost/month	\$ 3,438.54	\$ 72.46	\$ 155.17	\$ 949.14	\$ 253.50	Average	\$ 4,868.82	\$ 58,425.81	Yearly Ave
Ave Minimum cost/month	\$ 2,747.83	\$ 58.41	\$ 126.02	\$ 36.74	\$ -	Minimum	\$ 3,222.50	\$ 38,670.00	Yearly Min
Ave Maximum cost/month	\$ 4,855.67	\$ 96.87	\$ 241.89	\$ 2,586.59		Maximum	\$ 8,034.51	\$ 96,414.08	Yearly Max
						Insurance	\$ 1,458.34	\$ 17,500.00	Yearly

### Total Utilities for UW Richland 2022

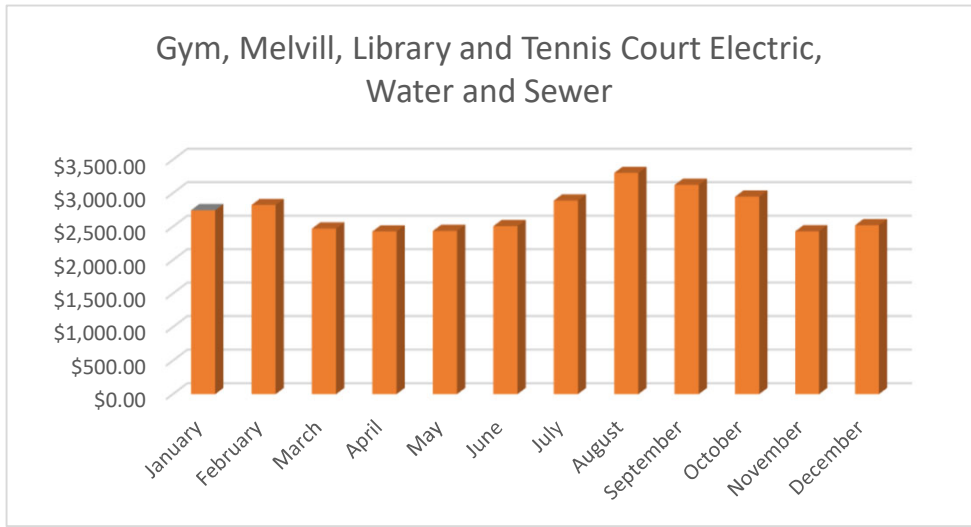
		Electric		Water		Fire Protection	Sewer	Public Benefit	Total
		kWh	\$	Gallons	\$				
<b>Library / Classroom</b>									
<b>Coppertop Coppertop</b>									
<b>Admin Gym</b>	<b>1415100-01</b>	307200	\$30,014.37	32653	\$626.67	\$648.00	\$1,233.17	\$90.00	\$32,612.21
<b>Sign</b>	<b>1415200-00</b>	5790	\$762.56					\$14.40	\$776.96
<b>Science Building</b>	<b>1415301-03</b>	503160	\$51,643.69					\$90.00	\$51,733.69
<b>Library</b>	<b>1415400-00</b>			17795	\$940.67	\$648.00	\$1,597.46		\$3,186.13
<b>Classroom</b>	<b>1415401-00</b>			300	\$177.02		\$278.75		\$455.77
<b>Coppertop</b>	<b>1415600-00</b>			295907	\$1,802.91	\$1,008.00	\$5,073.85		\$7,884.76
<b>Coppertop Admin</b>	<b>1415601-00</b>			8489	\$204.94		\$381.12		\$586.06
<b>Gym</b>	<b>1415800-00</b>			50758	\$701.09	\$648.00	\$1,288.08		\$2,637.17
<b>East Hall</b>	<b>1416300-00</b>	29880	\$3,511.54	15480	\$250.80	\$277.20	\$473.85	\$14.40	\$4,527.79
<b>Total</b>		<b>846030</b>	<b>\$85,932.16</b>	<b>421382</b>	<b>\$4,704.10</b>	<b>\$3,229.20</b>	<b>\$10,326.28</b>	<b>\$208.80</b>	<b>\$104,400.54</b>





### UW Richland -Gym, Melvill, Library, Tennis Court

	Electric		Water		Fire Protection	Sewer	Public Benefit	Total
	kWh	\$	Gallons	\$				
January	28320	\$2,562.49	476	\$45.62	\$54.00	\$74.70	\$7.50	\$2,744.31
February	30720	\$2,647.60	36	\$44.12	\$54.00	\$69.20	\$7.50	\$2,822.42
March	26880	\$2,289.35	405	\$45.38	\$54.00	\$73.81	\$7.50	\$2,470.04
April	27600	\$2,245.41	457	\$45.56	\$54.00	\$74.46	\$7.50	\$2,426.93
May	27360	\$2,252.42	487	\$45.66	\$54.00	\$74.84	\$7.50	\$2,434.42
June	22320	\$2,324.75	450	\$45.53	\$54.00	\$74.38	\$7.50	\$2,506.16
July	23280	\$2,710.63	187	\$44.64	\$54.00	\$71.09	\$7.50	\$2,887.86
August	26880	\$3,124.89	172	\$44.59	\$54.00	\$70.90	\$7.50	\$3,301.88
September	24480	\$2,945.27	233	\$44.79	\$54.00	\$71.66	\$7.50	\$3,123.22
October	20160	\$2,337.74	28118	\$127.21	\$54.00	\$420.23	\$7.50	\$2,946.68
November	24000	\$2,241.19	868	\$46.96	\$54.00	\$79.60	\$7.50	\$2,429.25
December	25200	\$2,332.63	764	\$46.61	\$54.00	\$78.30	\$7.50	\$2,519.04
<b>Total</b>	<b>307200</b>	<b>\$30,014.37</b>	<b>32653</b>	<b>\$626.67</b>	<b>\$648.00</b>	<b>\$1,233.17</b>	<b>\$90.00</b>	<b>\$32,612.21</b>
Average		\$2,501.20		\$52.22		\$102.76	Average 12	\$2,717.68
Min		\$2,241.19		\$44.12		\$69.20	Min	\$2,426.93
Max		\$3,124.89		\$127.21		\$420.23	Max	\$3,301.88



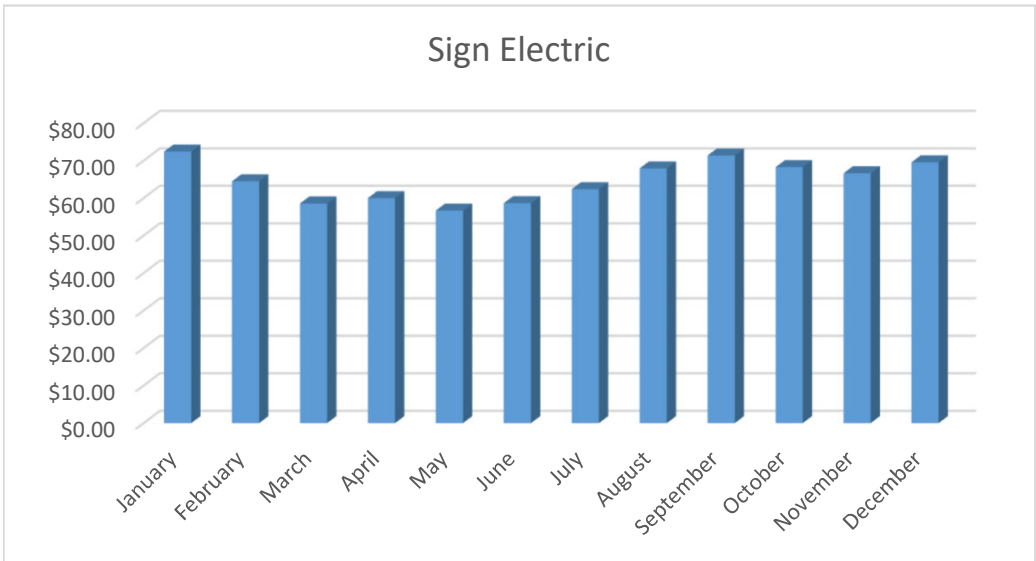
## UW Richland - Sign

Electric

	kWh	\$	Public Benefit	Total
January	575	\$71.21	\$1.20	\$72.41
February	511	\$63.28	\$1.20	\$64.48
March	473	\$57.36	\$1.20	\$58.56
April	499	\$58.81	\$1.20	\$60.01
May	462	\$55.49	\$1.20	\$56.69
June	427	\$57.46	\$1.20	\$58.66
July	420	\$61.19	\$1.20	\$62.39
August	442	\$66.74	\$1.20	\$67.94
September	461	\$70.19	\$1.20	\$71.39
October	466	\$67.06	\$1.20	\$68.26
November	513	\$65.43	\$1.20	\$66.63
December	541	\$68.34	\$1.20	\$69.54
<b>Total</b>	<b>5790</b>	<b>\$762.56</b>	<b>\$14.40</b>	<b>\$776.96</b>

<b>Average</b>	12	\$64.75
\$63.55	\$1.20	

Min     \$56.69  
Max     \$56.69

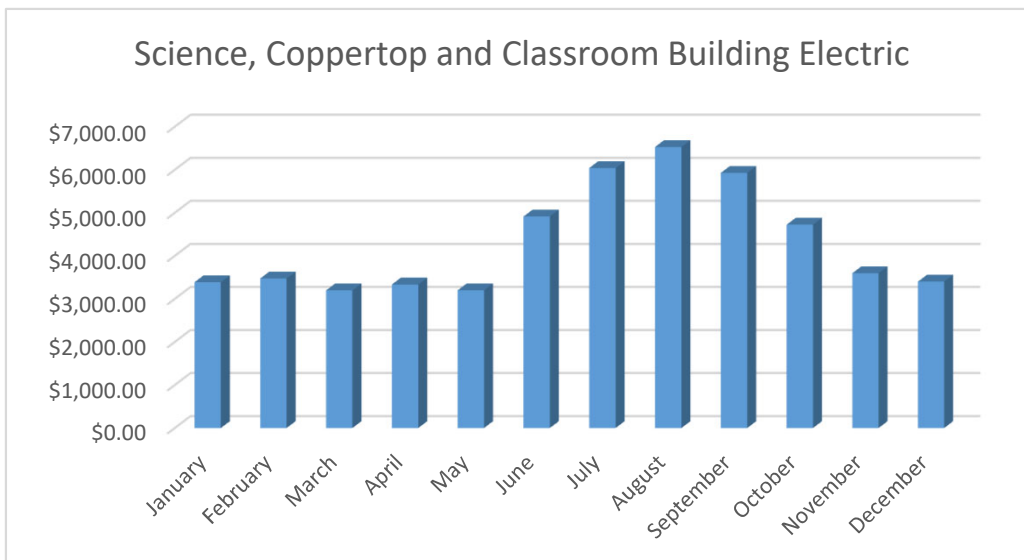


## UW Richland - Science Building, Coppertop, Classroom

### Electric

	kWh	\$	Public Benefit	Total
January	34560	\$3,379.71	\$7.50	\$3,387.21
February	37920	\$3,467.49	\$7.50	\$3,474.99
March	35160	\$3,190.28	\$7.50	\$3,197.78
April	39120	\$3,327.54	\$7.50	\$3,335.04
May	36720	\$3,193.15	\$7.50	\$3,200.65
June	45240	\$4,905.97	\$7.50	\$4,913.47
July	55680	\$6,033.82	\$7.50	\$6,041.32
August	57720	\$6,522.25	\$7.50	\$6,529.75
September	50400	\$5,921.83	\$7.50	\$5,929.33
October	42000	\$4,717.29	\$7.50	\$4,724.79
November	35880	\$3,590.24	\$7.50	\$3,597.74
December	32760	\$3,394.12	\$7.50	\$3,401.62
<b>Total</b>	<b>503160</b>	<b>\$51,643.69</b>	<b>\$90.00</b>	<b>\$51,733.69</b>

Average	12	\$4,311.14
\$4,303.64	\$7.50	
	Min	\$3,197.78
	Max	\$6,529.75



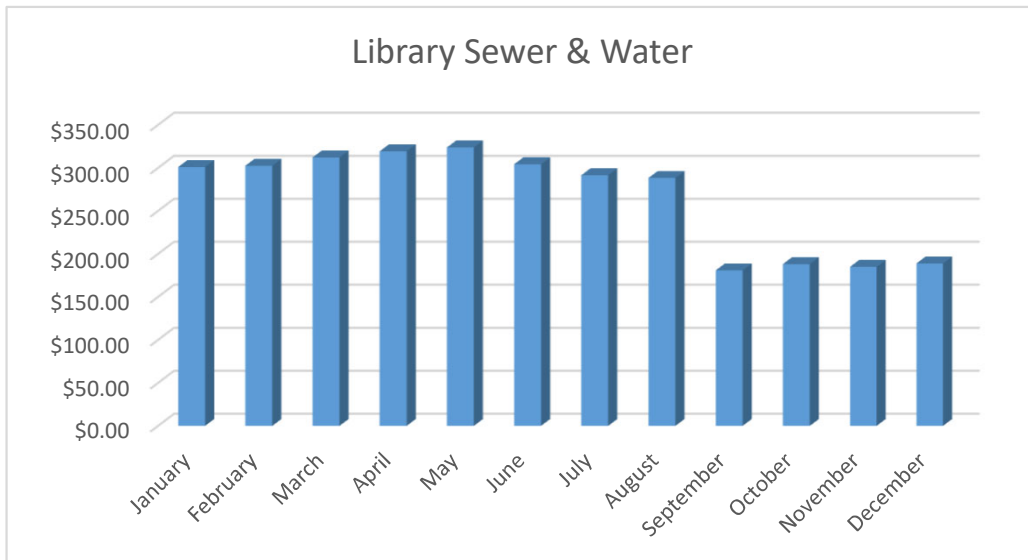
## UW Richland - Library

Water

	Gallons	\$	Fire Protection	Sewer	Total
January	1354	\$92.62	\$54.00	\$154.43	\$301.05
February	1450	\$92.94	\$54.00	\$155.63	\$302.57
March	2054	\$95.00	\$54.00	\$163.18	\$312.18
April	2508	\$96.55	\$54.00	\$168.85	\$319.40
May	2785	\$97.50	\$54.00	\$172.31	\$323.81
June	1556	\$93.30	\$54.00	\$156.95	\$304.25
July	756	\$90.58	\$54.00	\$146.95	\$291.53
August	557	\$89.90	\$54.00	\$144.46	\$288.36
September	887	\$47.02	\$54.00	\$79.84	\$180.86
October	1348	\$48.60	\$54.00	\$85.60	\$188.20
November	1146	\$47.91	\$54.00	\$83.08	\$184.99
December	1394	\$48.75	\$54.00	\$86.18	\$188.93
<b>Total</b>	<b>17795</b>	<b>\$940.67</b>	<b>\$648.00</b>	<b>\$1,597.46</b>	<b>\$3,186.13</b>

12

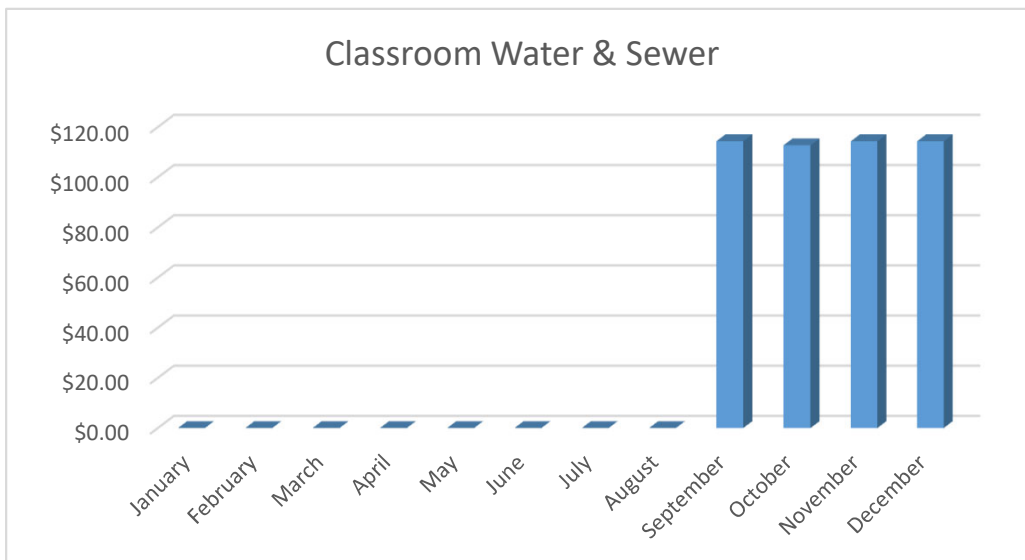
Average	\$78.39	\$133.12	\$265.51
Min	\$47.02	\$79.84	Min \$180.86
Max	\$97.50	\$172.31	Max \$323.81



## UW Richland - Classroom Building

	Water		Sewer	Total
	Gallons	\$		
January				\$0.00
February				\$0.00
March				\$0.00
April				\$0.00
May				\$0.00
June				\$0.00
July				\$0.00
August				\$0.00
September	100	\$44.34	\$70.00	\$114.34
October	0	\$44.00	\$68.75	\$112.75
November	100	\$44.34	\$70.00	\$114.34
December	100	\$44.34	\$70.00	\$114.34
Total	300	\$177.02	\$278.75	\$455.77

	Average	4	\$113.94
	\$44.26	\$69.69	
Min	\$44.00	\$68.75	\$0.00
Max	\$44.34	\$70.00	\$114.34

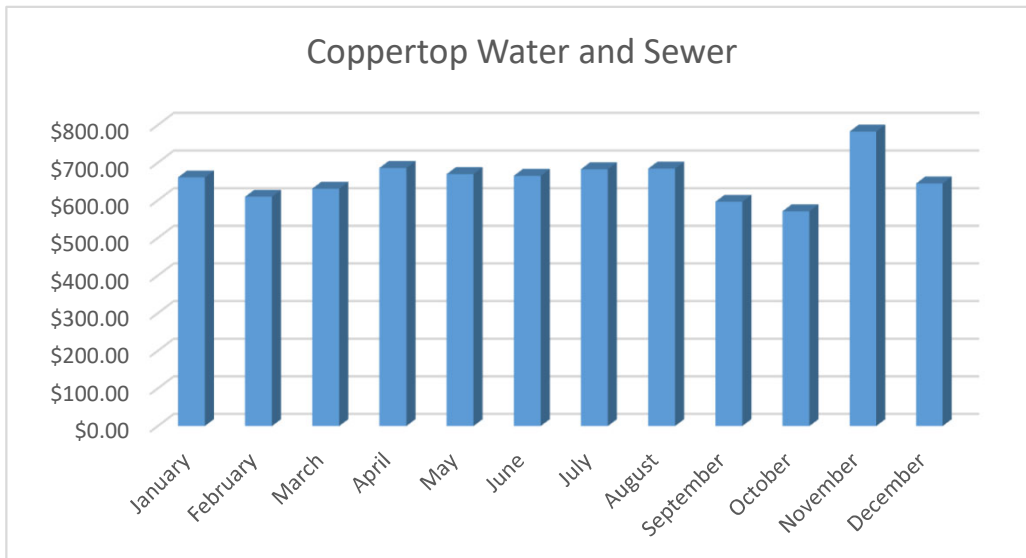


## UW Richland - Coppertop

### Water

	Gallons	\$	Fire Protection	Sewer	Total
January	22269	\$161.00	\$84.00	\$415.86	\$660.86
February	18860	\$152.32	\$84.00	\$373.25	\$609.57
March	20263	\$156.31	\$84.00	\$390.79	\$631.10
April	24012	\$164.48	\$84.00	\$437.65	\$686.13
May	22908	\$161.89	\$84.00	\$423.85	\$669.74
June	22644	\$160.72	\$84.00	\$420.55	\$665.27
July	23855	\$163.20	\$84.00	\$435.69	\$682.89
August	23942	\$163.52	\$84.00	\$436.78	\$684.30
September	25734	\$121.80	\$84.00	\$390.43	\$596.23
October	24025	\$117.92	\$84.00	\$369.06	\$570.98
November	38378	\$150.50	\$84.00	\$548.48	\$782.98
December	29017	\$129.25	\$84.00	\$431.46	\$644.71
<b>Total</b>	<b>295907</b>	<b>\$1,802.91</b>	<b>\$1,008.00</b>	<b>\$5,073.85</b>	<b>\$7,884.76</b>

Average	\$150.24	\$84.00	Average	12	\$657.06
Min	\$117.92				\$570.98
Max	\$164.48				\$782.98

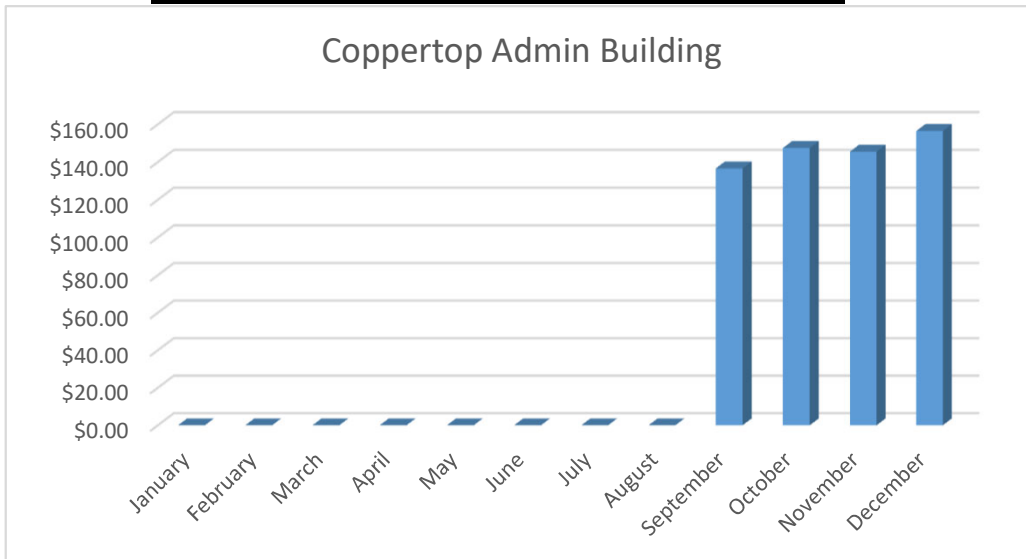


## UW Richland - Coppertop Admin Building

	Water			
	Gallons	\$	Sewer	Total
January				\$0.00
February				\$0.00
March				\$0.00
April				\$0.00
May				\$0.00
June				\$0.00
July				\$0.00
August				\$0.00
September	1499	\$49.11	\$87.49	\$136.60
October	2180	\$51.43	\$96.00	\$147.43
November	2062	\$51.03	\$94.53	\$145.56
December	2748	\$53.37	\$103.10	\$156.47
<b>Total</b>	<b>8489</b>	<b>\$204.94</b>	<b>\$381.12</b>	<b>\$586.06</b>

4

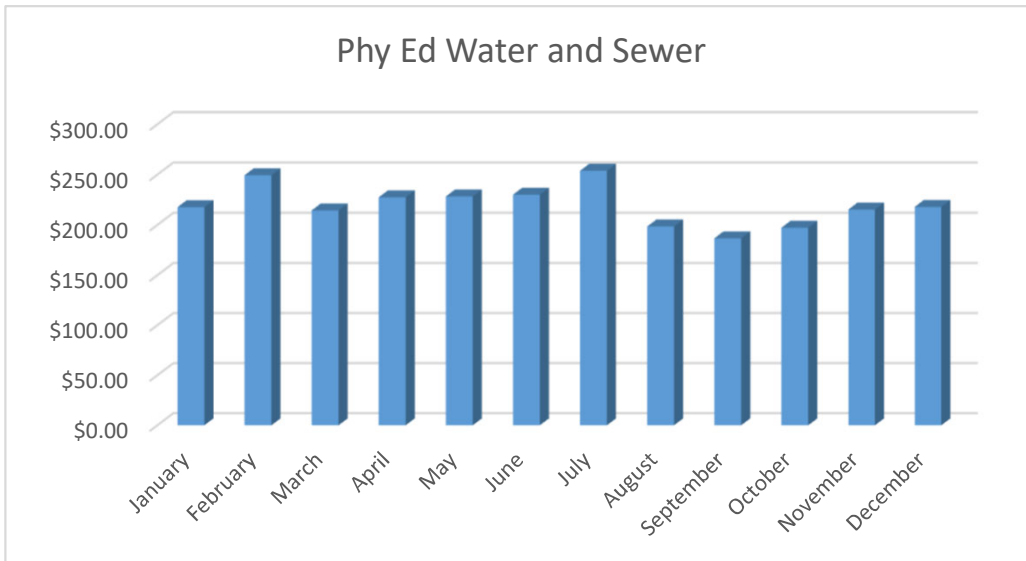
Average	\$51.24	\$95.28		\$146.52
Min	\$49.11	\$87.49	Min	\$0.00
Max	\$53.37	\$103.10	Max	\$156.47



## UW Richland - Phy Ed

Water

	Gallons	\$	Fire Protection	Sewer	Total
January	3200	\$54.91	\$54.00	\$108.75	\$217.66
February	5200	\$61.73	\$54.00	\$133.75	\$249.48
March	3000	\$54.23	\$54.00	\$106.25	\$214.48
April	3819	\$57.02	\$54.00	\$116.49	\$227.51
May	3873	\$57.21	\$54.00	\$117.16	\$228.37
June	14755	\$94.31	\$54.00	\$81.79	\$230.10
July	5477	\$62.68	\$54.00	\$137.21	\$253.89
August	1993	\$50.80	\$54.00	\$93.66	\$198.46
September	1251	\$48.27	\$54.00	\$84.39	\$186.66
October	1914	\$50.53	\$54.00	\$92.68	\$197.21
November	3057	\$54.42	\$54.00	\$106.96	\$215.38
December	3219	\$54.98	\$54.00	\$108.99	\$217.97
<b>Total</b>	<b>50758</b>	<b>\$701.09</b>	<b>\$648.00</b>	<b>\$1,288.08</b>	<b>\$2,637.17</b>
				Average	12
	Average	\$58.42	\$54.00	\$107.34	\$219.76
	Min	\$48.27		\$81.79	\$186.66
	Max	\$94.31		\$137.21	\$253.89





### UW Richland - East Hall

	Electric		Water		Fire Protection	Sewer	Public Benefit	Total
	kWh	\$	Gallons	\$				
January	2240	\$249.53	330	\$17.63	\$23.10	\$27.49	\$1.20	\$318.95
February	2200	\$240.06	430	\$17.97	\$23.10	\$28.74	\$1.20	\$311.07
March	2120	\$222.76	480	\$18.14	\$23.10	\$29.36	\$1.20	\$294.56
April	2120	\$218.10	1420	\$21.34	\$23.10	\$41.11	\$1.20	\$304.85
May	2080	\$215.30	490	\$18.17	\$23.10	\$29.49	\$1.20	\$287.26
June	2720	\$310.94	440	\$18.00	\$23.10	\$28.86	\$1.20	\$382.10
July	3240	\$402.18	820	\$19.30	\$23.10	\$33.61	\$1.20	\$479.39
August	3600	\$468.96	570	\$18.44	\$23.10	\$30.49	\$1.20	\$542.19
September	3360	\$446.42	3960	\$30.00	\$23.10	\$72.86	\$1.20	\$573.58
October	2440	\$308.53	2290	\$24.31	\$23.10	\$51.99	\$1.20	\$409.13
November	1960	\$222.96	2530	\$25.13	\$23.10	\$54.99	\$1.20	\$327.38
December	1800	\$205.80	1720	\$22.37	\$23.10	\$44.86	\$1.20	\$297.33
<b>Total</b>	<b>29880</b>	<b>\$3,511.54</b>	<b>15480</b>	<b>\$250.80</b>	<b>\$277.20</b>	<b>\$473.85</b>	<b>\$14.40</b>	<b>\$4,527.79</b>

							12	
Average	\$292.63		\$20.90	\$23.10	\$39.49	\$1.20		\$377.32
Min	\$205.80		\$17.63		\$27.49		Min	\$287.26
Max	\$468.96		\$30.00		\$72.86		Max	\$573.58

